


# EZY Curb

*Integrated Curb System*



## EZY Curb

### AVAILABLE CERTIFICATIONS

FM Approval # 4431

High Velocity Hurricane Zone Approved

CE Certified

Class 1, Class 3 and Class 4 Hail Ratings Available  
(Class 1 Default)

**Warranty:** 5-year limited warranty available. Complete warranty terms located at:

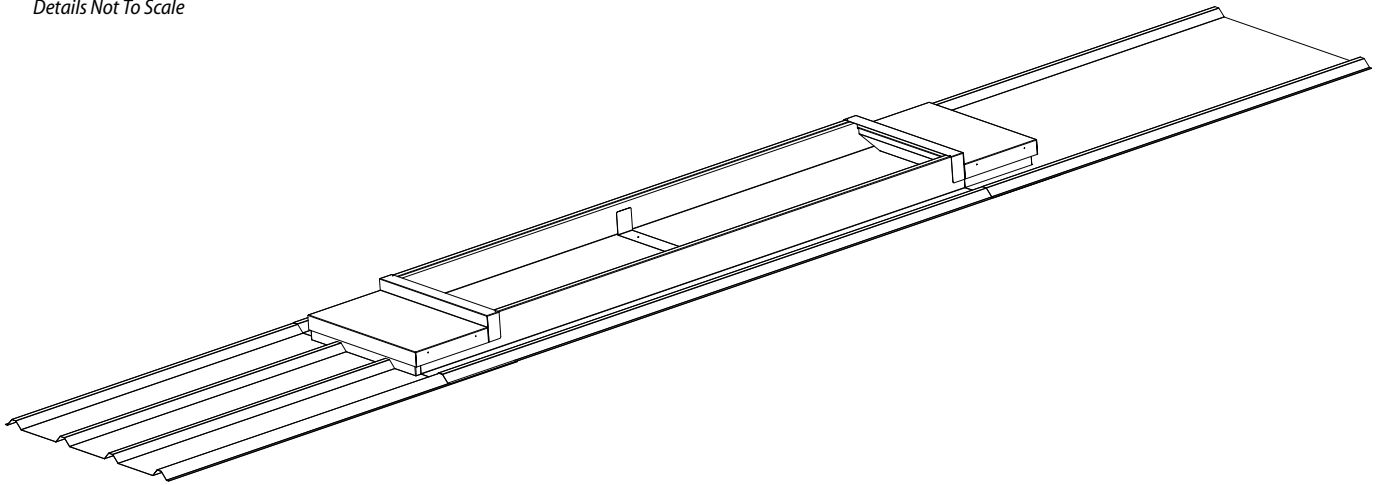
[www.acuitybrands.com/CustomerResources/Terms\\_and\\_conditions.aspx](http://www.acuitybrands.com/CustomerResources/Terms_and_conditions.aspx)

**Note:** Actual performance may differ as a result of end-user environment and application.

Specifications subject to change without notice.

### PRODUCT PROFILE

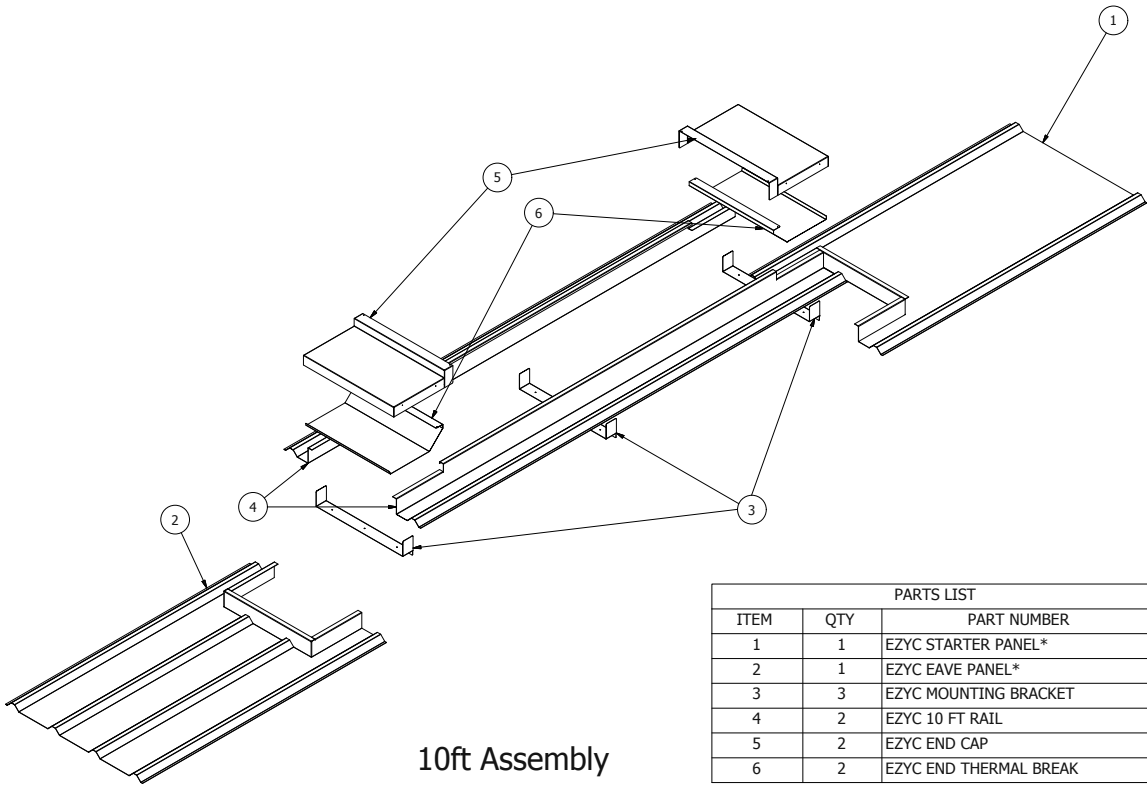
*Details Not To Scale*



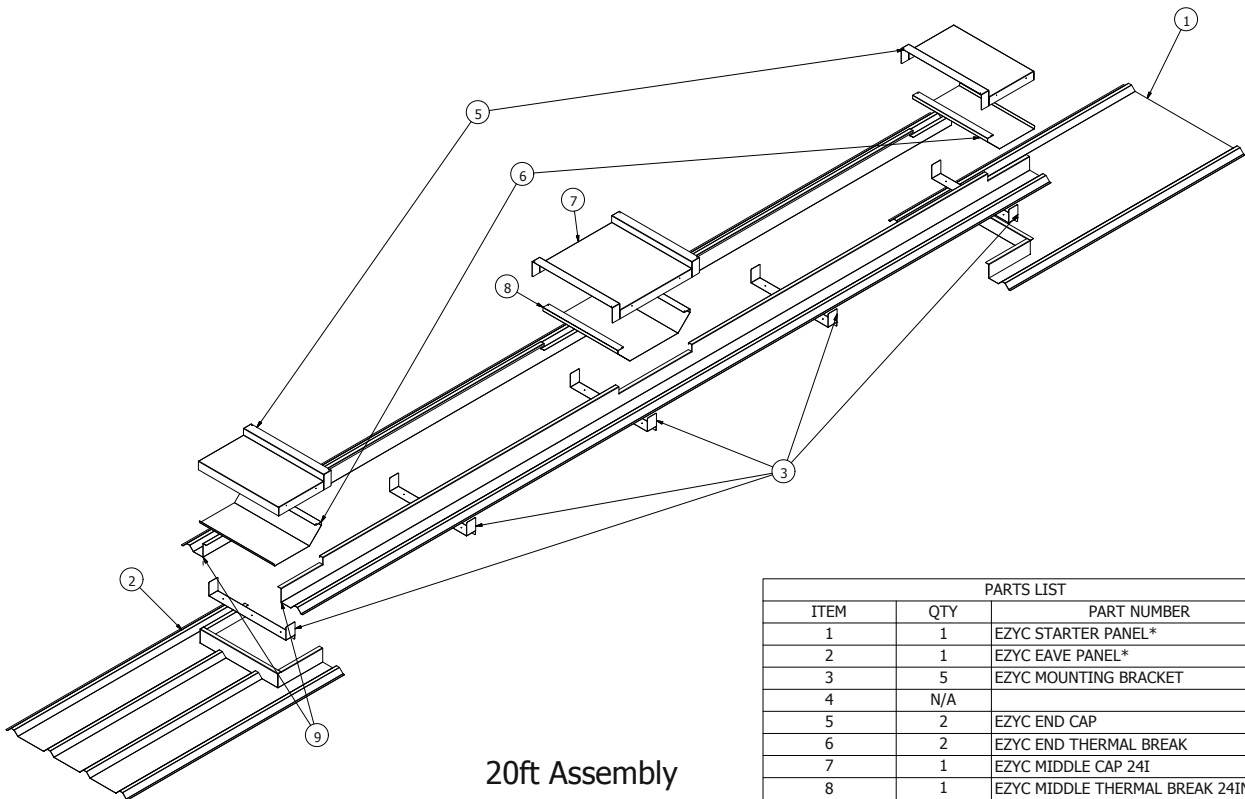
### SPECIFICATIONS

Provides a cost-effective system to support the replacement of fiberglass panels on R-panel roofs with Sunoptics skylights. System also provides unique curb system to support a skylight install on a R-panel metal roof. The system is different from a standard curb in that it is assembled on the roof. It can be installed by a roofer versus a metal building installer.

Ideal for Replacement of R panel Fiberglass Skylights. System consists of an 18 gauge integrated curb system designed to fit 1 or more 2' x 8' skylights. System is assembled on the roof using curb system with skylights. Curb system consists of steel Starter panel, side rails, purlen mounting brackets, rail caps and eave panel.



PARTS LIST		
ITEM	QTY	PART NUMBER
1	1	EZYC STARTER PANEL*
2	1	EZYC EAVE PANEL*
3	3	EZYC MOUNTING BRACKET
4	2	EZYC 10 FT RAIL
5	2	EZYC END CAP
6	2	EZYC END THERMAL BREAK



PARTS LIST		
ITEM	QTY	PART NUMBER
1	1	EZYC STARTER PANEL*
2	1	EZYC EAVE PANEL*
3	5	EZYC MOUNTING BRACKET
4	N/A	
5	2	EZYC END CAP
6	2	EZYC END THERMAL BREAK
7	1	EZYC MIDDLE CAP 24I
8	1	EZYC MIDDLE THERMAL BREAK 24IN

**Note:** \* Sold Separately.

SERIES	Rail Length		Option Group	Color Option
EZY Ezy Curb System	8	8 foot	Standalone (Default)	MWT Matte White Powder Coat
	10	10 foot	CONT Continuous Curb	CF Custom Finish*
	16	16 foot		
	18	18 foot		
	20	20 foot		

## Part Description

EZYC MOUNTING BRACKET GALVANIZED - Mounting Bracket	EZYC RIDGE CAP 40N12 PITCH WHITE - 4 on 12 ridge cap painted white
EZYC 8FT RAIL GALVANIZED - 8 foot side rail unpainted	EZYC RIDGE CAP 60N12 PITCH WHITE - 6 on 12 ridge cap painted white
EZYC 8FT RAIL WHITE - 8 foot side rail painted white	EZYC RIDGE CAP 80N12 PITCH WHITE - 8 on 12 ridge cap painted white
EZYC 10FT RAIL GALVANIZED - 10 foot side rail unpainted	EZYC RIDGE RAIL 10N12 GALVANIZED - 1 on 12 ridge rail unpainted
EZYC 10FT RAIL WHITE - 10 foot side rail painted white	EZYC RIDGE RAIL 10N12 WHITE - 1 on 12 ridge rail painted white
EZYC 16FT RAIL WHITE - 16 foot side rail painted white	EZYC RIDGE RAIL 20N12 GALVANIZED - 2 on 12 ridge rail unpainted
EZYC 20FT RAIL WHITE - 20 foot side rail painted white	EZYC RIDGE RAIL 20N12 WHITE - 2 on 12 ridge rail painted white
EZYC 26FT RAIL WHITE - 26 foot side rail painted white	EZYC RIDGE RAIL 30N12 GALVANIZED - 3 on 12 ridge rail unpainted
EZYC 30FT RAIL WHITE - 30 foot side rail painted white	EZYC RIDGE RAIL 30N12 WHITE - 3 on 12 ridge rail painted white
EZYC MIDDLE CAP 24IN WHITE - 24 inch middle cap painted white	EZYC RIDGE RAIL 40N12 GALVANIZED - 4 on 12 ridge rail unpainted
EZYC MIDDLE CAP 12IN WHITE - 12 inch middle cap painted white	EZYC RIDGE RAIL 40N12 WHITE - 4 on 12 ridge rail painted white
EZYC END THERMAL BREAK WHITE - end cap thermal break painted white	EZYC RIDGE RAIL 60N12 GALVANIZED - 6 on 12 ridge rail unpainted
EZYC MIDDLE THERMAL BREAK 24IN WHITE - 24 inch middle thermal break painted white	EZYC RIDGE RAIL 60N12 WHITE - 6 on 12 ridge rail painted white
EZYC MIDDLE THERMAL BREAK 12IN WHITE - 12 inch middle thermal break painted white	EZYC RIDGE RAIL 80N12 GALVANIZED - 8 on 12 ridge rail unpainted
EZYC EAVE PANEL GALVANIZED - eave panel unpainted	EZYC RIDGE RAIL 80N12 WHITE - 8 on 12 ridge rail painted white
EZYC EAVE PANEL WHITE - eave panel painted white	EZYC BLOCK HEAD MOUNTING BRACKET TOOL WOOD/PAINTED - Blockhead mounting tool
EZYC END CAP WHITE - end cap painted white	EZYC TEK SCREW W/RUBBER WASHER 3IN - 3 inch tek screw with washer
EZYC STARTER PANEL GALVANIZED - starter panel unpainted	EZYC TEK SCREW W/RUBBER WASHER 1.25IN - 1-1/4 inch tek screw with washer
EZYC STARTER PANEL WHITE - starter panel painted white	EZYC FACING TAPE - Facing Tape
EZYC RIDGE CAP 10N12 PITCH WHITE - 1 on 12 ridge cap painted white	EZYC BUTYL TAPE - Butyl Tape
EZYC RIDGE CAP 20N12 PITCH WHITE - 2 on 12 ridge cap painted white	EZYC CONCEALER PANCAKE HEAD SCREW 1IN - 1 inch pancake head screw
EZYC RIDGE CAP 30N12 PITCH WHITE - 3 on 12 ridge cap painted white	EZYC CONCEALER PANCAKE HEAD SCREW W/EPDM WASHER 1.5IN - 1-1/2 inch pancake head screw with washer

\* Consult Factory for custom colors

